








# SONOMA

STATE UNIVERSITY



## Campus Map

-  Police & Parking Services  
707-664-4444 / Police Bldg.
- SSU Emergency Information**  
1-888-533-5388
-  Library
- ASC** Anthropological Studies Center
- ETC** Environmental Technology Center
-  Parking Permit Meter
-  Residence Hall Parking
-  Bus Stop
-  Technology High School
-  Campus Tours